

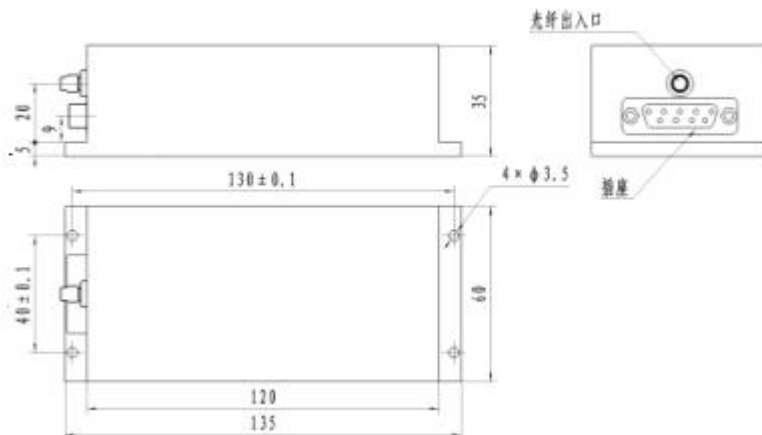
## Optical Switch Module 1 x 32 channel

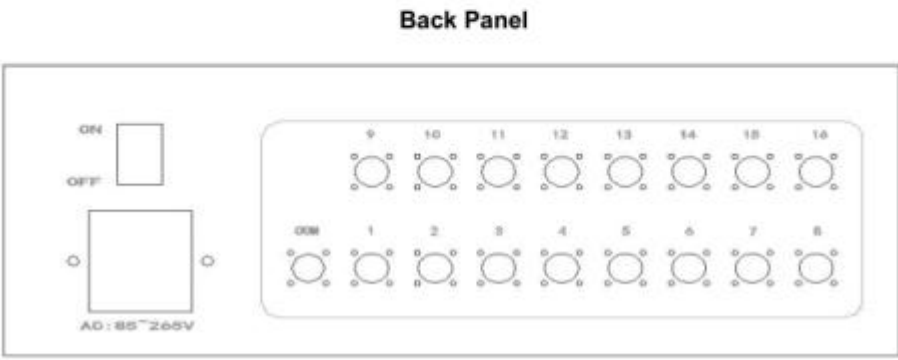
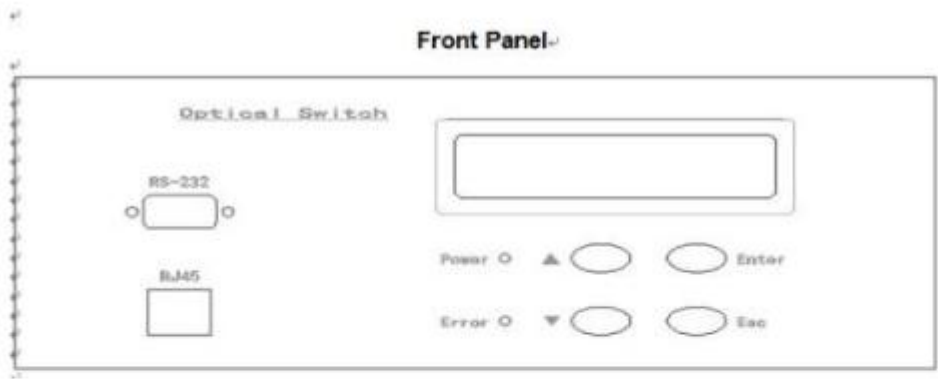
<b>Features</b>	
Based on Free space designed Low IL, Low PDL, Fast Switch speed	
<b>Application</b>	
OXC, OLP, ROADM Wavelength switch of testing system Channel switch of optic sensor system	

### Specifications

Parameter	Value
Port Type	1 x 32
Wavelength (nm)	850, 1290~1330 or/and 1525~1610
Insertion Loss (dB)	≤0.8
WDL (dB)	≤0.2
PDL (dB)	≤0.15
Repeatability (dB)	≤±0.05
Cross Talk (dB)	≥60
Switch Speed (ms)	<10
Return Loss (dB)	≥45 ( SM); ≥30 ( MM)
Operating Voltage (V)	5
Switch Current (mA)	120
Power handling (mW)	500
Durability ( cycles)	>10 <sup>7</sup>
Operating Temperature (°C)	-5~+65
Storage Temperature (°C)	-40 ~ 85
Interface	Ethernet Interface and RS232
Fiber Type	SMF-28e or 50/125, or 62.5/125
Dimension (LxMxH) (mm)	135x40x35 (Metal Box) 19"Rack 267x220x105 (Desktop )

### Dimensions





**Ordering Information**

OSW	Type	Wavelength	Package	Pigtail Type	Fiber Type	Length	Connector
	N=1xN (N=Channel)	15=1550 13=1310 1315=1310/1550	1=Metal box 2=19" RACK 3=Desktop	1=900um loose tube	1=SMF-28e 2=50/125 3=62.5/125	1= 1m	NE=None FA=FC/APC FC=FC/UPC SA=SC/APC SC=SC/UPC LC=LC/UPC XX=Other